








Lincewood Primary School Homework Grid Autumn 2 Year 1

These are your weekly, key skills tasks – you will need to complete the maths and literacy tasks every week in your Busy Book. The dates are shown below. You may need to work on one set of spellings for more than one week.

	Maths	English
Week 1 W/E 16.4.21	<p>Pick 5 pairs of numbers up to 100.</p> <p>Can you compare the numbers using symbols? < > =</p> <p>Complete your Big Maths sheet. Signed</p>	<p>Each week use the Phase 2/Phase 3 or Phase 4/Phase 5 phonics/sounds mats in your folder to learn and revise all phonemes.</p> <p>Practise reading and writing these tricky words in your book. If you like a challenge, write each word in a sentence. I, a, it, at, is. Signed</p>
Week 2 W/E 23.4.21	<p>Choose 10 numbers up to 100. Put them in order from smallest to greatest.</p> <p>Complete your Big Maths sheet. Signed</p>	<p>Practise reading and writing these tricky words in your book. If you like a challenge, write each word in a sentence. on, up, if, no, to Signed</p>
Week 3 W/E 30.4.21	<p>There are 5 sweets in a packet. How many are there in 2 packets? How many in three packets? How many in four? Can you work out up to 20 packets?</p> <p>Complete your Big Maths sheet. Signed</p>	<p>Practise reading and writing these tricky words in your book. If you like a challenge, write each word in a sentence. of, an, as, go, in Signed</p>
Week 4 W/E 7.5.21	<p>If you had 10 apples and shared them between two people, how many would each person get? What would happen if you shared them between 5 people? Can you spot a pattern?</p> <p>Complete your Big Maths sheet. Signed</p>	<p>Practise reading and writing these tricky words in your book. If you like a challenge, write each word in a sentence. and, get, not, off, can Signed</p>
Week 5 W/E 14.5.21	<p>What different coins and notes do we use? Can you draw a picture of each one and label them?</p> <p>Complete your Big Maths sheet. Signed</p>	<p>Practise reading and writing these tricky words in your book. If you like a challenge, write each word in a sentence. the, got, him, had, his Signed</p>
Week 6 W/E 21.5.21	<p>Practise counting in 3s – start at 3 and use your fingers to help. How far can you get?</p> <p>Complete your Big Maths sheet. Signed</p>	<p>Practise reading and writing these tricky words in your book. If you like a challenge, write each word in a sentence. but, dad, mum, big, back, into Signed</p>
<p>Please note that you can only get a certificate if the tasks on this side of the paper are signed by an adult</p>		

Please do at least one activity from each section. Each piece of homework is worth 7 or 10 points. You will gain a silver certificate if by the end of half term you have completed homework that adds up to 50 points; gold for 60 (+) points. **Please note that 8 basic tasks will give you 56 points. You can do more than one task per week.**

<p>Literacy and communication</p> 	<p>Pick one of the words below. How many words can you find that rhyme with it?</p> <p>Cat map ear</p> <p>7 points Signed:</p>	<p>Learn this song; can you change some of the words?</p> <p>https://www.bbc.co.uk/teach/supermovers/ks1-english-rhyme-with-radzi/zvbm47h</p> <p>7 points Signed:</p>	<p>Write a short story about a character defeating a monster. We will be practising one in school soon. What will the monster look like? Where will the story happen? How will the monster be defeated?</p> <p>10 points Signed:</p>
<p>Maths and problem solving</p> 	<p>Pick 5 numbers – can you find double of each one?</p> <p>Can you find half of your number? Is it always possible?</p> <p>7 points Signed:</p>	<p>Choose at least 5 different 2-digit numbers and partition them in to tens and ones. e.g.</p> <p>73 = 7 tens and 3 ones. 73 = 70 + 3</p> <p>7 points Signed:</p>	<p>How many different ways can you find to make 50p using coins?</p> <p>Extra challenge – how many ways can you find of making £1?</p> <p>10 points Signed:</p>
<p>Science</p> 	<p>Create a poster to show the meaning of the words carnivore, herbivore and omnivore. Can you include an example of each?</p> <p>7 points Signed:</p>	<p>Draw or find a picture of a person. Label the main body parts in the correct place.</p> <p>7 points Signed:</p>	<p>Go on a bug hunt in your garden or a park. What can you find? Can you find the names of any of them? Which are insects? Which are not?</p> <p>10 points Signed:</p>
<p>Geography</p> 	<p>Have a look at a map (this could be on a phone). What can you see? Can you follow the map when you are on a walk?</p> <p>7 points Signed:</p>	<p>Find some examples of some animals that live in very cold places and some that live in hot places.</p> <p>What do you notice about them?</p> <p>7 points Signed:</p>	<p>Look at some pictures of the north/ south pole and a desert. What are some of the differences you can see? Which one would you rather visit?</p> <p>10 points Signed:</p>

<p>RE/ PSHE</p> 	<p>Create a poster that shows all of the things that make you happy!</p> <p>7 points Signed:</p>	<p>Pick an object that is special to you. It could be a favourite toy or something given to you by someone special.</p> <p>Draw a picture of it and explain why it is special to you.</p> <p>7 points Signed:</p>	<p>Watch this video: https://www.bbc.co.uk/teach/class-clips-video/pshe-ks1-ks2-why-should-i-be-good/zmbrkmn</p> <p>What would you like to do if you found a ring that made you invisible? What would a good thing to do be? Split a page in your book in half and show the answer to each question.</p> <p>10 points Signed:</p>
---	--	---	---