








These are your weekly, key skills tasks – you will need to complete the maths and literacy tasks every week in your Busy Book. The dates are shown below. You may need to work on one set of spellings for more than one week.

	Maths	English
Week 1 Due on 17.6.21	Draw some events that you do over the course of a day, in order from morning to evening/night. Label when you do these things using the words morning, midday, afternoon, evening, night time. Complete your Big Maths sheet. Signed .....	Practise reading and writing these tricky words in your book. If you like a challenge, write each word in a sentence.  that, then, now, this, them  Signed .....
Week 2 Due on 24.6.21	Complete the sheet with labelling the times on the clocks or drawing the times on. Complete your Big Maths sheet. Signed .....	Practise reading and writing these tricky words in your book. If you like a challenge, write each word in a sentence.  down, they, with, you, was  Signed .....
Week 3 Due on 1.7.21	Write a route from your front door to your bedroom. Use words such as right turn, left turn, forwards. Do you need to use any other directional language? Complete your Big Maths sheet. Signed .....	Practise reading and writing these tricky words in your book. If you like a challenge, write each word in a sentence.  are, my, went, just, like  Signed .....
Week 4 Due on 8.7.21	Complete the sheet with finding half of a shape or amount. Complete your Big Maths sheet. Signed .....	Practise reading and writing these tricky words in your book. If you like a challenge, write each word in a sentence.  some, from, help, one, come  Signed .....
Week 5 Due on 15.7.21	Complete the sheet with finding a $\frac{1}{4}$ of an amount or shape. Complete your Big Maths sheet. Signed .....	Practise reading and writing these tricky words in your book. If you like a challenge, write each word in a sentence.  said, have, their, were, what,  Signed .....
Please note that you can only get a certificate if the tasks on this side of the paper are signed by an adult		

Please do at least one activity from each section. Each piece of homework is worth 7 or 10 points. You will gain a silver certificate if by the end of half term you have completed homework that adds up to 50 points; gold for 60 (+) points. **Please note that 8 basic tasks will give you 56 points. You can do more than one task per week.**

<p>Literacy and communication</p> 	<p>Look at some letters that have been sent to an adult you live with. What do you notice about them? What is the same? What is different?</p> <p>7 points Signed:</p>	<p>Create a poster explaining what these words mean – Capital letter, full stop, exclamation mark, question mark, singular and plural.</p> <p>7 points Signed:</p>	<p>Write a diary entry about a day. It could be a special day or an ordinary one! Can you include everything you have done and how you felt?</p> <p>10 points Signed:</p>
<p>Maths and problem solving</p> 	<p>Practise counting 1 minute (60 seconds) in your head. Get an adult to check with a stopwatch, how close can you get?</p> <p>7 points Signed:</p>	<p>Practise reading the time with an adult. Start with o'clock and when you are confident move on to half past. This interactive clock might help you <a href="https://www.visnos.com/demos/clock">https://www.visnos.com/demos/clock</a></p> <p>7 points Signed:</p>	<p>Della went shopping at 12 o'clock. She drove for half an hour, she spent one hour in the shop and then drove home again for another half an hour. What time did she get home? Create your own similar time problem.</p> <p>10 points Signed:</p>
<p>Science</p> 	<p>Create a poster about the four seasons – spring, summer, autumn and winter. What special things happen in each season?</p> <p>7 points Signed:</p>	<p>Draw some of the symbols used in a weather forecast and find out what each one means.</p> <p>7 points Signed:</p>	<p>Record the weather over the course of a week. How does it change each day? Can you use symbols to record the weather each day?</p> <p>10 points Signed:</p>
<p>Art</p> 	<p>Draw some pictures of different bugs and insects. You could use paint, pens or crayons.</p> <p>7 points Signed:</p>	<p>Create a bug or insect using natural materials. You could use sticks, leaves, stones or anything else you can find in a garden or park. Take a photo of your masterpiece and stick it in your Busy Book.</p> <p>7 points Signed:</p>	<p>Create a picture of a bug or insect using collage. Cut up pieces of paper and stick them together to create your picture.</p> <p>10 points Signed:</p>
<p>RE/ PSHE</p> 	<p>Can you find out about the special books used by different religions? Draw or write your findings in your Busy Book.</p> <p>7 points</p>	<p>We are in our final half term of Year 1 and we are starting to look forward to being in Year 2. What are you looking forward to? Is there anything you are nervous about? Talk to an adult about how you are feeling.</p> <p>7 points</p>	<p>Write a letter to Reception telling them all about what to expect in Year 1. Can you remember starting in Year 1, and how it was different?</p> <p>10 points</p>

	Signed:	Signed:	Signed:
--	---------	---------	---------